



Bernalillo County Metropolitan Detention Center

September Population Update
Report Date: October 5, 2020

Prepared for Bernalillo County by the Institute for Social Research
by: E. M. Ferguson and H. De La Cerda

Criminal Justice Reforms and the Jail Population

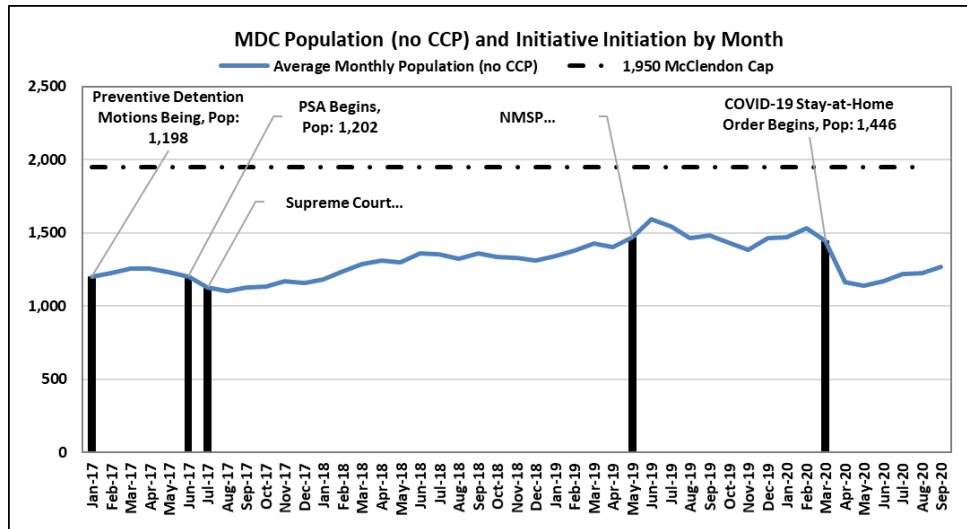
Quick Population Figures	Sept 2019	July 2020	Aug 2020	Sept 2020
On-Site Average Male Population	1,194	1,069	1,056	1,116
On-Site Average Female Population	285	144	166	146
On-Site Average Infirmarium	8	6	5	7
On-Site Average Daily Population	1,487	1,219	1,227	1,269
Average Community Custody Program	74	42	42	47
Average Total Jail Population (w/CCP)	1,561	1,261	1,269	1,316
Monthly Bookings	2,263	1,369	1,544	1,666
Bookings Ages 18-24	354	200	216	232
Monthly Releases	2,211	1,382	1,505	1,618
Average Length of Stay (in Days)	21.2	28.8	29.1	26.0
Total Consecutive Days 1,950 or Less	2,150 (5.9 Years)			

Report Highlights

- Bookings increased 7.9% and releases increased 7.5% from August to September 2020, while length of stay (LOS) decreased 10.8%.
- The LOS in September 2020 increased 22.5% from September 2019, from 21.2 days to 26.0 days.

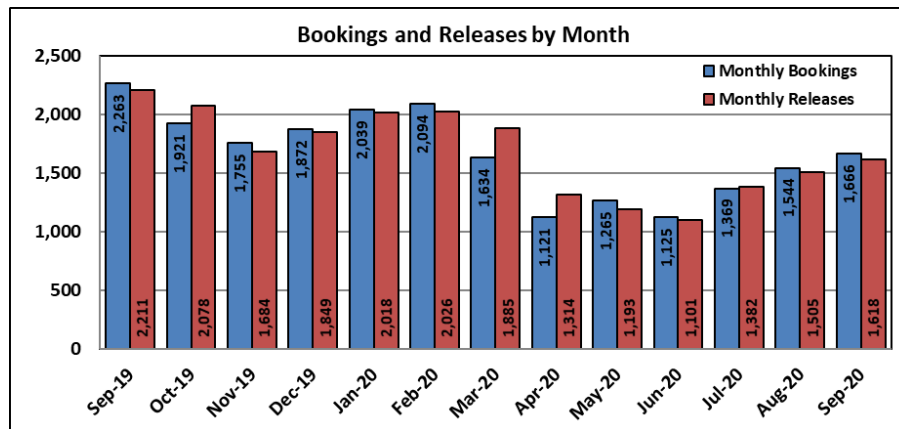
* Monthly averages slightly higher due to rounding.

- In March 2020, the COVID-19 (novel coronavirus) pandemic began to spread nationwide. The governor of New Mexico issued the Stay-At-Home Order on March 24, 2020 and the MDC restricted visitations.
- The MDC on-site population began increasing slightly in June 2020 and increased monthly through Sept 2020.

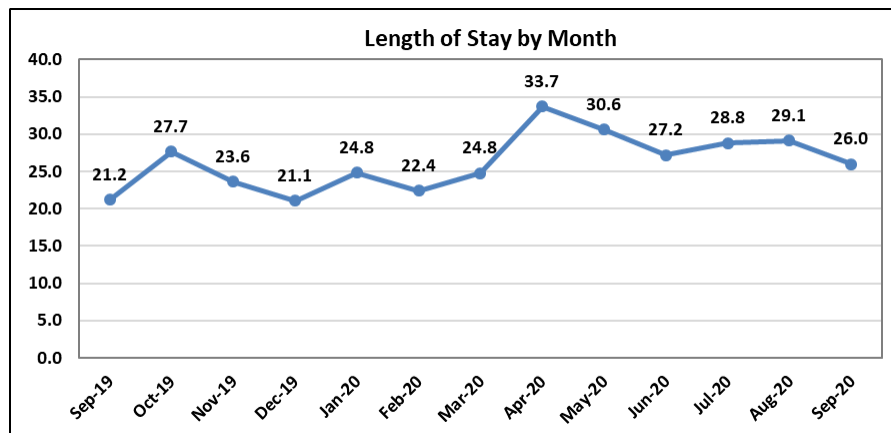


Booking, Releases, and Length of Stay

- Jail population is affected by two factors: how many people are booked and how long they stay.
- From August to September 2020, bookings increased 7.9%, from 1,544 bookings in August to 1,666 bookings in September. Releases also increased, from 1,505 in August to 1,618 in September, a 7.5% increase.
- Bookings and releases in September 2020 were substantially lower September 2019. There were 2,263 bookings in September 2019 and 1,666 in July 2020, a 26.4% decrease. There were 2,211 releases in September 2019 and 1,618 in September 2020, a 26.8% decrease.



- The LOS in September 2020 was 26.0 days, 3.1 days less than the LOS of 29.1 days in August 2020, a decrease of 10.8%. The LOS in September 2020 was 4.8 days more than the LOS of 21.2 in September 2019, an increase of 22.6%.



The UNM - Institute for Social Research (ISR) is a leading provider of program evaluations and policy research in New Mexico. ISR staff members and faculty affiliates also have expertise in the fields of criminal justice, education, economics, substance abuse treatment programs, poverty and homelessness, domestic violence, employee workloads and staffing levels. For more information on the ISR, please visit <http://isr.unm.edu/> or call (505) 277-4257.

