



**2020 BERNALILLO COUNTY
DENTURE CLINIC
SEPTEMBER 26, 2020**

Event Summary

\$67,554.60	Dental Treatment Provided
73	Total Procedures Performed
25	Number of Patients Served
15	Total Volunteers
	9 Dentist & Medical Clinicians
	2 Hygienists/Nurses
	4 Community Volunteers

The New Mexico Foundation thanks our sponsors, in-kind donors, community volunteers and clinical professionals for their participation and support to make this event possible.

TOGETHER WE ARE CHANGING LIVES!



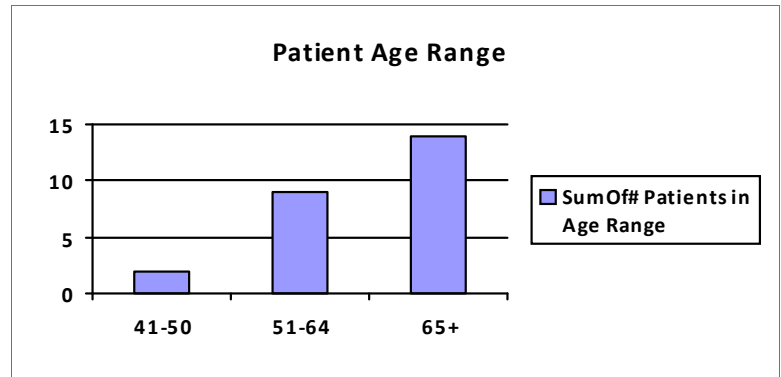
A Division of Health Care Service Corporation, a Mutual Legal Reserve Company
an Independent Member of the Blue Cross and Blue Shield Association



2020 BERNALILLO COUNTY DENTURE CLINIC SEPTEMBER 26, 2020

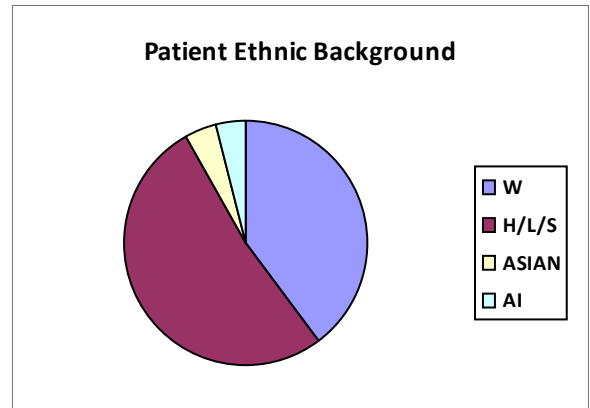
Patient Age Range

	Total	% of Total
41-50 Years Old (41-50)	2	8.00%
51-64 Years Old (51-64)	9	36.00%
65 Years or Older (65+)	14	56.00%



Patient Ethnic Background

	Total	% of Total
White (W)	10	40.00%
Hispanic, Latino or Spanish (H/L/S)	13	52.00%
Asian (ASIAN)	1	4.00%
American Indian (AI)	1	4.00%

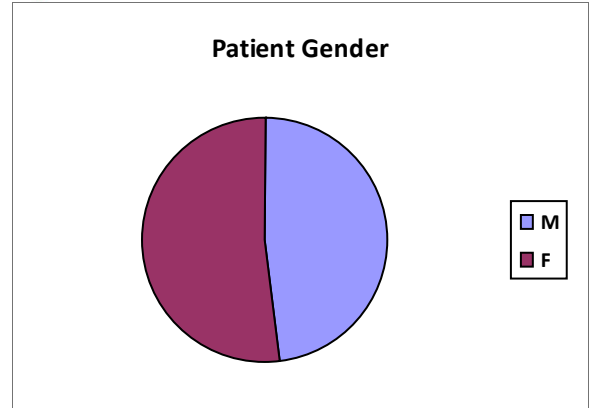




2020 BERNALILLO COUNTY DENTURE CLINIC SEPTEMBER 26, 2020

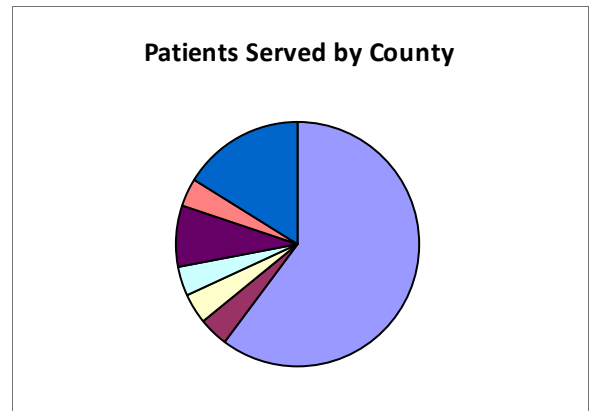
Patient Gender

	Total	% of Total
Male (M)	12	48.00%
Female (F)	13	52.00%



Patients Served by County

	Total	% of Total
Bernalillo County NM	15	60.00%
Valencia County NM	4	16.00%
Santa Fe County NM	2	8.00%
Torrance County NM	1	4.00%
Sandoval County NM	1	4.00%
San Juan County NM	1	4.00%
Dona Ana County NM	1	4.00%

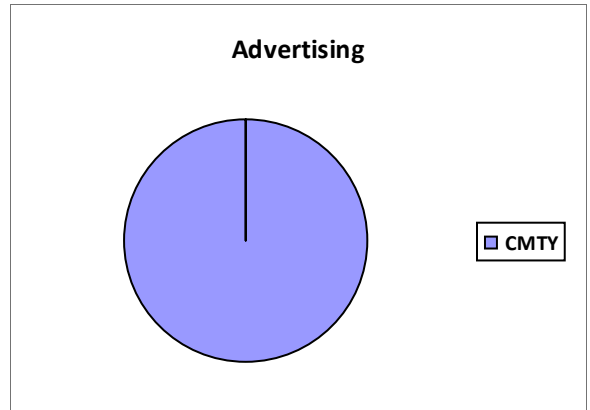




2020 BERNALILLO COUNTY DENTURE CLINIC SEPTEMBER 26, 2020

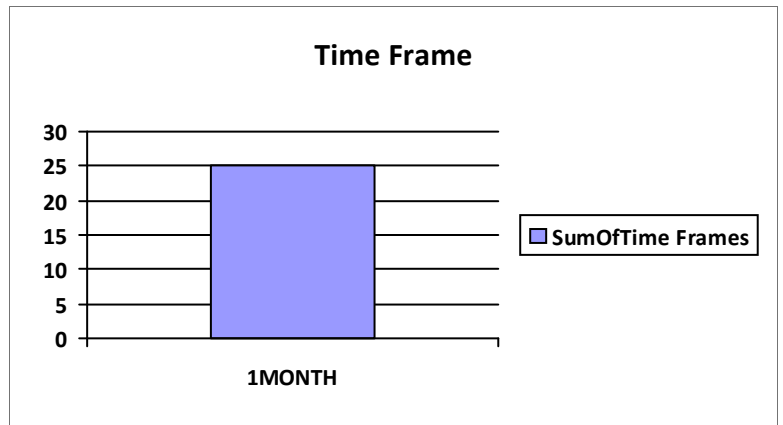
How Did You Hear About MOM?

	Total	% of Total
Community Outreach (CMTY)	25	100.00%



When Did You Hear About MOM?

	Total	% of Total
Last month (1MONTH)	25	100.00%

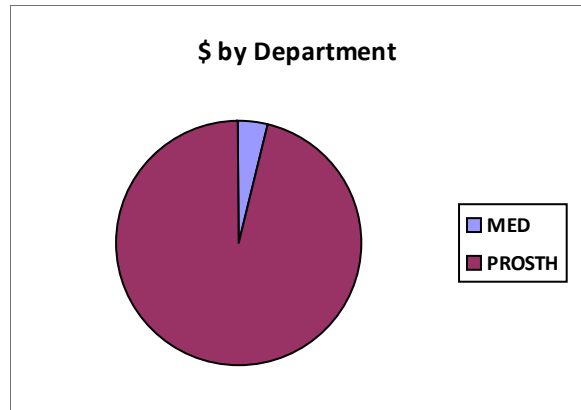
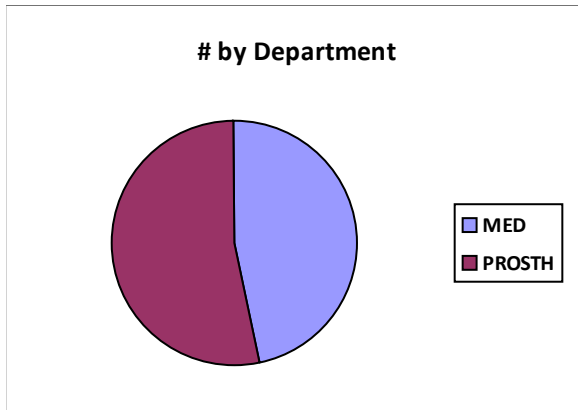




2020 BERNALILLO COUNTY DENTURE CLINIC SEPTEMBER 26, 2020

Procedures by Department

	# By Dept	# % of Total	\$ By Dept	\$ % of Total
Medical (MED)	34	46.58%	\$2,631.60	3.90%
Prosthodontics (PROSTH)	39	53.42%	\$64,923.00	96.10%
Totals:	73		\$67,554.60	





2020 BERNALILLO COUNTY DENTURE CLINIC SEPTEMBER 26, 2020

Procedures by Dental Code

Code		# Procedures	\$ Value
5110	complete denture - maxillary	20	\$37,980.00
5120	complete denture - mandibular	13	\$24,687.00
5730	reline complete maxillary denture(chairside)	4	\$1,504.00
5731	reline complete mandibular denture(chairside)	2	\$752.00
99203	Office Outpatient new	17	\$1,866.60
99211	RN provided Health Education	17	\$765.00
Totals:		73	\$67,554.60